

# Bink & Gollie

## Best Friends Forever

by Kate DiCamillo  
and Alison McGhee

illustrated by  
Tony Fucile

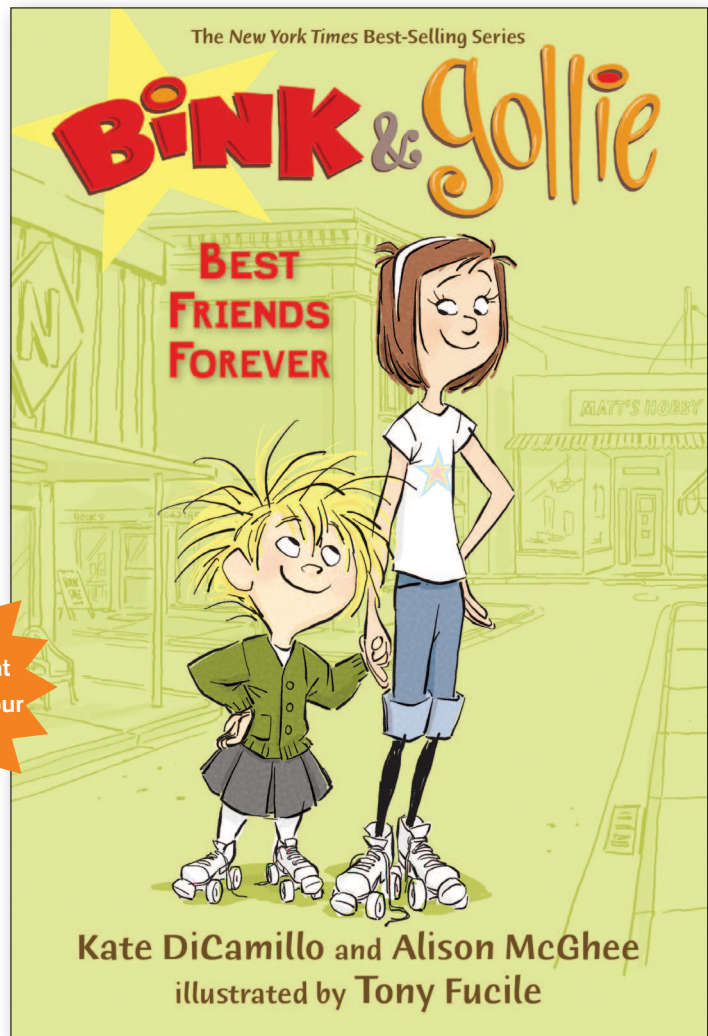
Classroom  
activities that  
connect to your  
curriculum!

### Introduction

Bink and Gollie are back at it again! Join the charming, award-winning duo as they test the waters of their friendship, try to grow in more ways than one, start the ultimate collection, and eat pancakes, of course. Help celebrate the tall and short of a marvelous friendship with activities based on Bink and Gollie's third adventure – designed to engage young readers as well as extend the themes and concepts found in *Bink & Gollie: Best Friends Forever* across your curriculum.


### Common Core Connections

The Reading Standards for Literature in the Common Core State Standards state that students in grade 1 should be able to “describe characters . . . in a story using key details” and that students in grade 2 should be able to “acknowledge differences in the points of view of characters.” Use the “Best Friends Compare and Contrast” activity with your students to encourage them to think about what they know about Bink and Gollie.



ISBN: 978-0-7636-3497-1

All righty, then – let's get  
these activities started!




# Royally Good Content-Area Classroom Activities

## Kudos for Math

When it comes to size, Bink and Gollie couldn't be more different. Help students measure different-size objects in your classroom and at home using nonstandard measurements. Let each student trace one of his or her hands on construction paper, then cut out the hand shape, and use it to measure various items around the classroom and at home. Before students measure each object, ask them to estimate how many of their hands they think it will measure. Then have students take the hand-length measurement and figure out the difference between their estimates and the actual length.

## Kudos for Science

In the book, an ad for the Acme Stretch-o-Matic asks the question "Why should you be shorter than your friends?" Bink thinks this is a good question, so she buys the "top quality" machine. Ask your students to think of something that frustrates them. Then have them design a machine to address the situation or issue that causes their frustration. Ask them to draw a picture of what the machine looks like, list its features, and name it. Finally, have them create an advertisement for their machine and invite each student to present their machine to the rest of the class.



## Kudos for Social Studies

While researching her family history, Gollie discovers that her great-aunt Natasha was a queen. Ask your students to learn about their own family's past by creating a family tree. Encourage students to be creative by interviewing family members; researching online; using pictures, drawings, and maps; and uncovering family heirlooms, lore, and stories. Ask students to take turns talking about their family and what makes it special.




## Kudos for Language Arts

From international garden gnomes to giant tinfoil balls to massive amounts of marbles, collections are something Bink and Gollie love. Read "Kudos, Bink and Gollie" aloud. Then ask your class to think of a collection they have or would like to start. Have your students write a paragraph about their collection and illustrate it. Combine all the collection descriptions into a class volume of *Flicker's Arcana*. Be sure to decorate the cover with gold star stickers, of course.

# Best Friends Compare and Contrast

Bink and Gollie are a lot alike, but they are also very different. In the boxes below, draw pictures of Bink and Gollie. Then answer the questions that follow.



**Bink**

**Gollie**

What are two ways Bink and Gollie are alike?

---

What are two ways Bink and Gollie are different?

---

How do Bink and Gollie's differences make them better friends?

---

Are you more like Bink or Gollie? How?

---

Think of one of your friends. Is he or she more like Bink or Gollie? How?

---

# Bink and Gollie Word Scramble

Uh-oh! The letters in some of the most important words from *Bink & Gollie: Best Friends Forever* got mixed up. Use your gray matter to unscramble the words. If you get stuck, look through the book for inspiration. Once you've fixed all the words, the boxed letters will spell out Bink and Gollie's favorite thing.

paunet ubrtet

\_\_\_\_\_

qunee

\_\_\_\_\_

sknacaep

\_\_\_\_\_

hserttc

\_\_\_\_\_

lkicfre

\_\_\_\_\_

otylayr

\_\_\_\_\_

neicctoll

\_\_\_\_\_

elorlr taksse

\_\_\_\_\_

nenetcmnhat


\_\_\_\_\_

dusok

\_\_\_\_\_

Bink and Gollie's favorite thing is a:

\_\_\_\_\_



Answers: peanut butter, queen, pancakes, stretch, Flicker, royalty, collection, roller skates, enchantment, kudos. Hidden words: best friend

## Royalty Rules

When Gollie makes the extraordinary discovery that her great-aunt Natasha was a queen, she tells Bink that she will no longer be making pancakes for her since, as she regretfully informs her, “royalty does not cook for others” (page 12). If you were to find out that you were a queen or king, what tasks would you inform your friends and family you wouldn’t be doing anymore?

As ruler of this empire, I regret to inform you that I do not . . .

1. \_\_\_\_\_

2. \_\_\_\_\_

3. \_\_\_\_\_

4. \_\_\_\_\_

5. \_\_\_\_\_

6. \_\_\_\_\_

7. \_\_\_\_\_

8. \_\_\_\_\_

9. \_\_\_\_\_

10. \_\_\_\_\_

