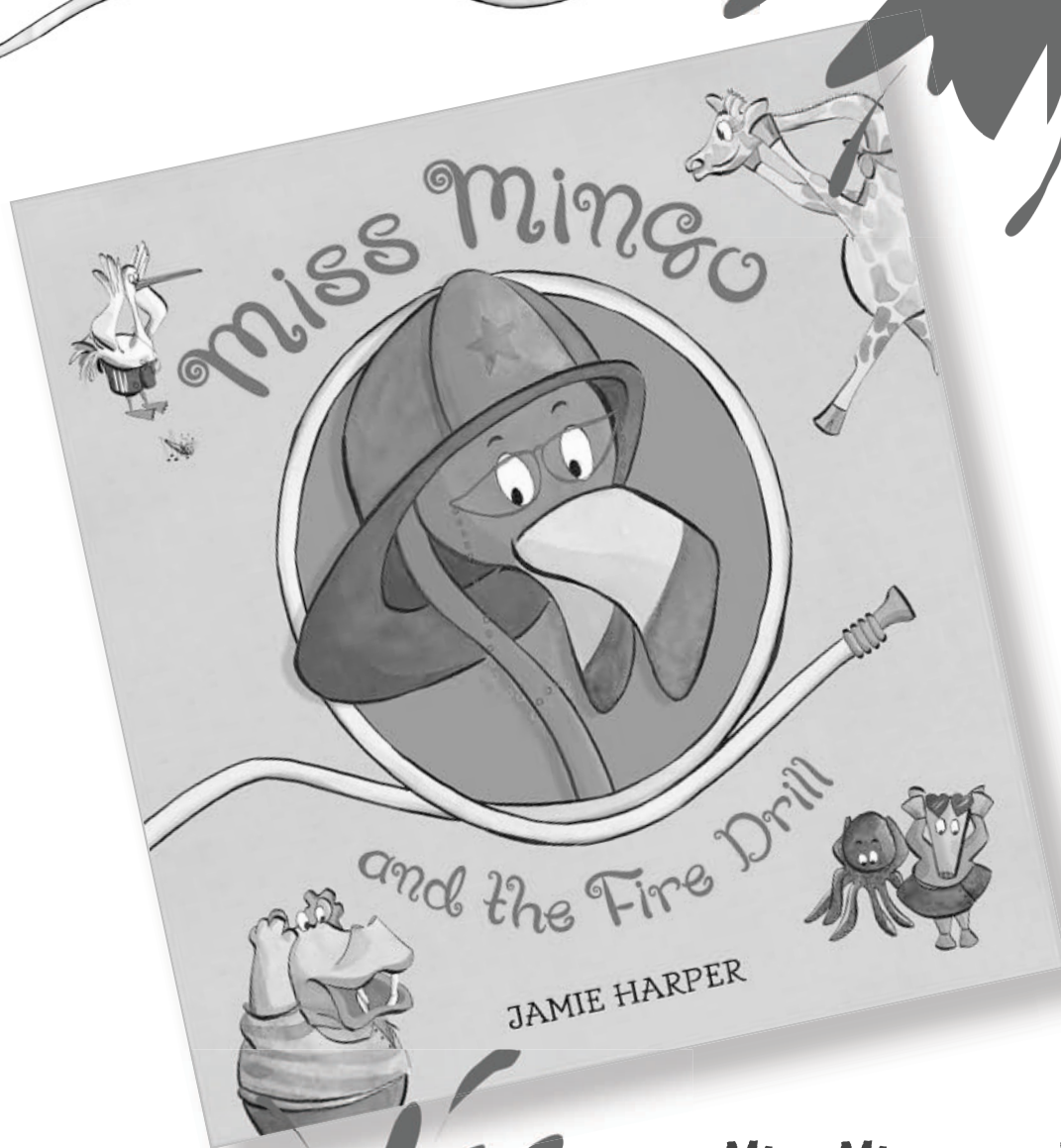


Miss Mingo  
and the  
Fire Drill



Fire Safety  
Activities




Harper's silliness helps deliver the well-articulated and **important lessons about emergency behavior**. Children will love the story for its charm and rollicking fun, and the salient points will make a lasting impression. **A top choice for Fire Prevention Week.**

--School Library Journal

New!

Miss Mingo and the Fire Drill  
by Jamie Harper

# Miss Mingo and the Fire Drill



Miss Mingo wants you  
to put these actions in  
order. Fill in the  
blanks with a 1, 2, or 3.

## When your clothes are on fire...



DROP!

---



ROLL!

---



STOP!

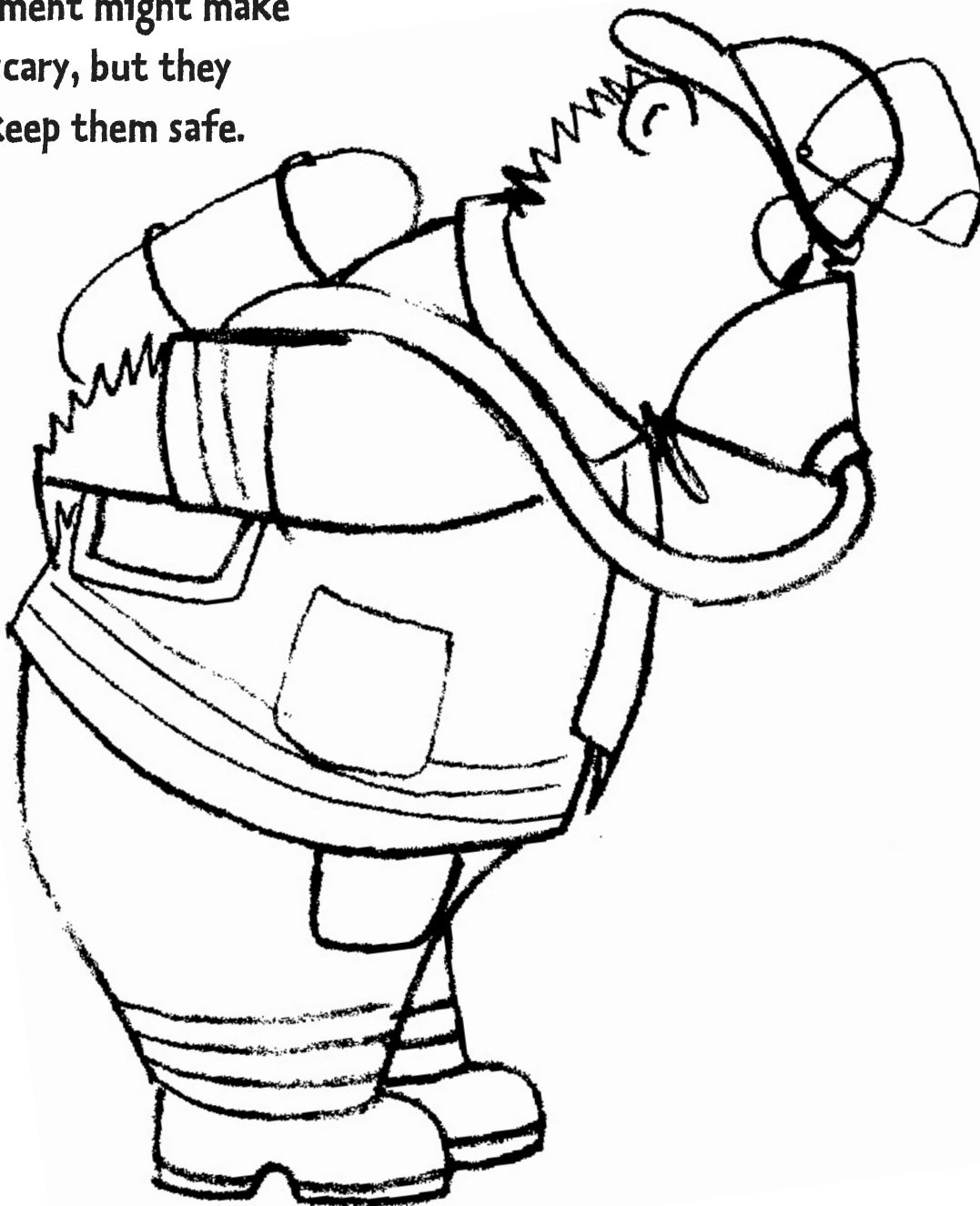
---

# Miss Mingo and the Fire Drill



Miss Mingo wants you  
to color this nice  
firefighter. Remember  
they often wear yellow  
to stand out.

**Never hide from firefighters.  
Their equipment might make  
them look scary, but they  
wear it to keep them safe.**



# Miss Mingo and the Fire Drill



Miss Mingo wants you  
to complete these  
sentences about good  
behavior during fire  
drills.

**When you hear the fire alarm  
at school you should...**

Stop \_\_\_\_\_.

Get in line with a \_\_\_\_\_.

No \_\_\_\_\_!

Follow the \_\_\_\_\_ route out  
of the building.

If the primary route is blocked, you should take the  
\_\_\_\_\_ route out of the building.

Go to designated spot outside and \_\_\_\_\_ up.

## Miss Mingo and the Fire Drill



Miss Mingo hopes you  
talk with your family  
about fire safety at  
home with these tips.

**Sadly, fires sometimes start  
in family homes. You can be safer from fire  
by following these tips from Chief Grizzly...**

- Test your smoke detectors once a month and replace the batteries in the smoke detector once a year.
- Never leave candles burning alone in a room.
- Never put anything over or touching a lightbulb.
- Plan and practice a "primary" and "secondary" (two different ways) escape plan from your all rooms in your house, but **ESPECIALLY** from your bedroom.
- Plan a place to meet outside if there is a fire.
- Put the attached Chief Grizzly Poster on the back of your bedroom door and read it once a month.



I hope there is **NEVER** a fire in your house, but just in case, I would like you to remember these important things. Ok?

**Chief Grizzly asks you to remember these things in case the smoke detector or something else tells you there is a fire in the house...**

- Never hide. Fire is scary, but it will be scarier if you stay in the house.
- Put your hands all over your door. If it is **HOT**, the fire could be on the other side of the door. **DO NOT** leave by this door. Find another way outside.
- When you leave your room, stay close to the ground. Staying low will allow you to breath air that is not so smokey.
- If fire gets on your clothes, **STOP, DROP, and ROLL.**
- Follow the escape plan you have practiced with your family.
- Get out of the house fast and go to the outside meeting place you have planned with your family.
- Do not take anything with you and **DO NOT** go back inside for anything.

**FAMILIES:** Place this poster on the back of your child's bedroom door and read and discuss it periodically together. Visit <http://www.usfa.dhs.gov/kids/flash.shtm> for more information.