


Welcome to the
CANDLEWICK
Read to Us!
STORY-HOUR KIT

A Shortcut to Your Story Hour


Young children love to be read to—at home, in day care or preschool, and in story hours at libraries and bookstores. Involving children in literacy projects before they start school not only helps prevent a pattern of poor reading skills; it also sows the seeds for cultivating a lifelong delight in reading. With that in mind, Candlewick is pleased to present our fourth story-hour kit, making it easy and fun to use our books to entertain as well as foster the skills that lead to children’s reading success.

This Candlewick Read to Us! Story-Hour Kit showcases four heartwarming books guaranteed to ignite children’s imagination and spark a sense of adventure. The kit contains hands-on activities designed to encourage participation using art, music, games, and dramatic play to bring each story to life. These easy-to-prepare activities are concrete, manipulative, and language rich, aimed at boosting children’s narrative skills, letter knowledge, phonemic awareness, comprehension, vocabulary, number sense, and auditory skills—but most of all, their creativity and enthusiasm. Enjoy and have fun!

Books to be used with this Candlewick Read to Us! Story-Hour Kit




Bears on Chairs
by Shirley Parenteau
illustrated by David Walker
978-0-7636-3588-6
Ages 2–6



Finn Throws a Fit!
by David Elliott
illustrated by Timothy Basil Ering
978-0-7636-2356-2
Ages 2–4



**Henry & the Crazy
Chicken Pirates**
by Carolyn Crimi
illustrated by John Manders
978-0-7636-3601-2
Ages 4–8



The Gingerbread Pirates
by Kristin Kladstrup
illustrated by Matt Tavares
978-0-7636-3223-6
Ages 4–10

Directions

Bears on Chairs

Enough for Everyone

Bears on Chairs is written in simple verse that includes numbers. After reading the story, hand out the accompanying “Enough for Everyone” reproducible and ask children to match the sentences to the corresponding picture of the bears on chairs.

This activity builds print awareness as well as number sense and number recognition.

Share Bear

After reading *Bears on Chairs*, ask the children what they think the story was about. Direct them to the main themes of sharing and being a good friend. Discuss with them what it means to be a good friend, and ask for examples of times when children might have shared something of their own. Then have them complete the accompanying “Sharing Is Caring” reproducible by writing about and illustrating an experience from their own life. Younger children may wish to dictate their experience to an adult who can write it down for them.

This activity builds comprehension, vocabulary, and narrative skills.

Finn Throws a Fit!

“This Is the Way Finn Throws a Fit, Throws a Fit, Throws a Fit!”

The illustrations in *Finn Throws a Fit!* portray Finn’s emotional state with great intensity. After reading the book, go back and discuss with children how the artwork depicts the magnitude of Finn’s temper tantrum. With the help of the accompanying “This is the Way Finn Throws a Fit . . .” reproducible, encourage children to feel the emotions of Finn’s fit through song and action while singing the lyrics to the tune of “Here We Go ’Round the Mulberry Bush.”

This activity fosters physical movement, phonological awareness, and dramatic play.

The Many Faces of Me

After reading *Finn Throws a Fit!*, discuss with children what emotions Finn is feeling in the story. Ask them if they can name other emotions or feelings (such as sadness or happiness). Have kids make a face depicting how each emotion might be expressed. Discuss what may cause a person to feel each emotion. Then, using the “The Many Faces of Me” reproducible, have the children draw a happy face, a sad face, a silly face, and a scared face. Ask the children to tell you about each picture they’ve drawn.

This activity promotes social skills and comprehension.

Directions

Henry & the Crazy Chicken Pirates

Get Him! Bowk!

In *Henry and the Crazy Chicken Pirates*, Henry saves his fellow Buccaneer Bunnies by allowing the Crazy Chicken Pirates to chase him, then capturing them in his Crazy Chicken Pirate Trap. Using the accompanying “Get Him! Bowk!” reproducible, ask the children to help Henry lead the pirates to his trap by completing the maze. When it’s finished, it will form a path.

This is a brain-boosting activity that also fosters directionality.

Henry’s Hip-Hop

Here’s a fast-moving activity that will get children up on their feet! To do the Henry Hip-Hop, first have the children cut out the shapes and characters on the four accompanying “Henry’s Hip-Hop” reproducible. Instruct children to lay the pieces on the floor in front of them, spreading them about 5 inches apart from one another. Then call out “Hip Hop” moves for the children to follow, such as “Hop on Henry!” “Hop on a Crazy Chicken Pirate!” “Hop back to Start!” “Hop on the circle!” and “Hop on the square!”

If you are concerned the children might slip, give them pieces of tape to secure the shapes to the floor.

This activity promotes auditory processing skills, physical movement, and character and shape recognition.

The Gingerbread Pirates

Captain Cookie and His Crew

With the help of the accompanying “Captain Cookie and His Crew” reproducible, invite children to re-create Captain Cookie and his two mates. Have kids decorate the pirates with such materials as crayons, markers, sequins, buttons, or yarn. The pirates can easily be turned into ornaments: cut them out, glue them onto brown construction paper, punch a hole at the top of each one, and thread a piece of yarn through it.

This activity promotes creativity and print motivation.

Gingerbread Cookies

Here’s a special treat for parents! Photocopy the accompanying gingerbread cookie recipe and hand it out to children (or parents) after story time. Sending children off with an activity adds a nice home element and encourages parent-child interaction beyond the story-hour setting.

This activity fosters parental involvement, print motivation, and creativity.

“Help Your Child Get Ready to Read” Handout

The National Research Council recommends that children enter school with six specific early literacy skills that serve as the foundation for learning to read and write. These skills, which are incorporated into Candlewick’s Read to Us! Story-Hour Kit, are listed and explained on the enclosed “Help Your Child Get Ready to Read” handout. You may want to keep copies on hand to pass out to parents and other caregivers.

Bears on Chairs
Enough for Everyone

One bear sits
on one chair.



Two bears sit
on two chairs.




Three bears sit
on three chairs.



Four bears sit
on four chairs.



Five bears share
four chairs!



Bears on Chairs
Sharing Is Caring



I share my _____

with _____.

Finn Throws a Fit!

**“This Is the Way Finn Throws a Fit,
Throws a Fit, Throws a Fit!”**



This is the way Finn throws a fit, (punch at the air with right hand)

Throws a fit, throws a fit. (punch air with left hand, then right hand)

This is the way Finn throws a fit, (punch air with left hand)

So early in the morning! (raise both arms in air to make a circle)

This is the way Finn cries a flood, (make hands into fists and rub eyes)

Cries a flood, cries a flood. (repeat motions)

This is the way he screams (cup hands to mouth)

and kicks, (kick at the ground)

Screams and kicks, (repeat motions)

All because he's cranky! (make a mad face)

Finn is mad like a tidal wave, (move arms up and down in wavelike motion)

A tidal wave, a tidal wave. (repeat)

He can make a blizzard blow, (swirl arms around in the air)

A blizzard blow, a blizzard blow! (repeat)

Will it stop? I do not know. (shrug)


Ahhhh

The water dries up, (wipe hands together)


The wind dies down, (move arms downward toward knees)

Now he'll eat his peaches! (move hand to mouth in eating motion)


Finn Throws a Fit!
The Many Faces of Me




Happy



Sad



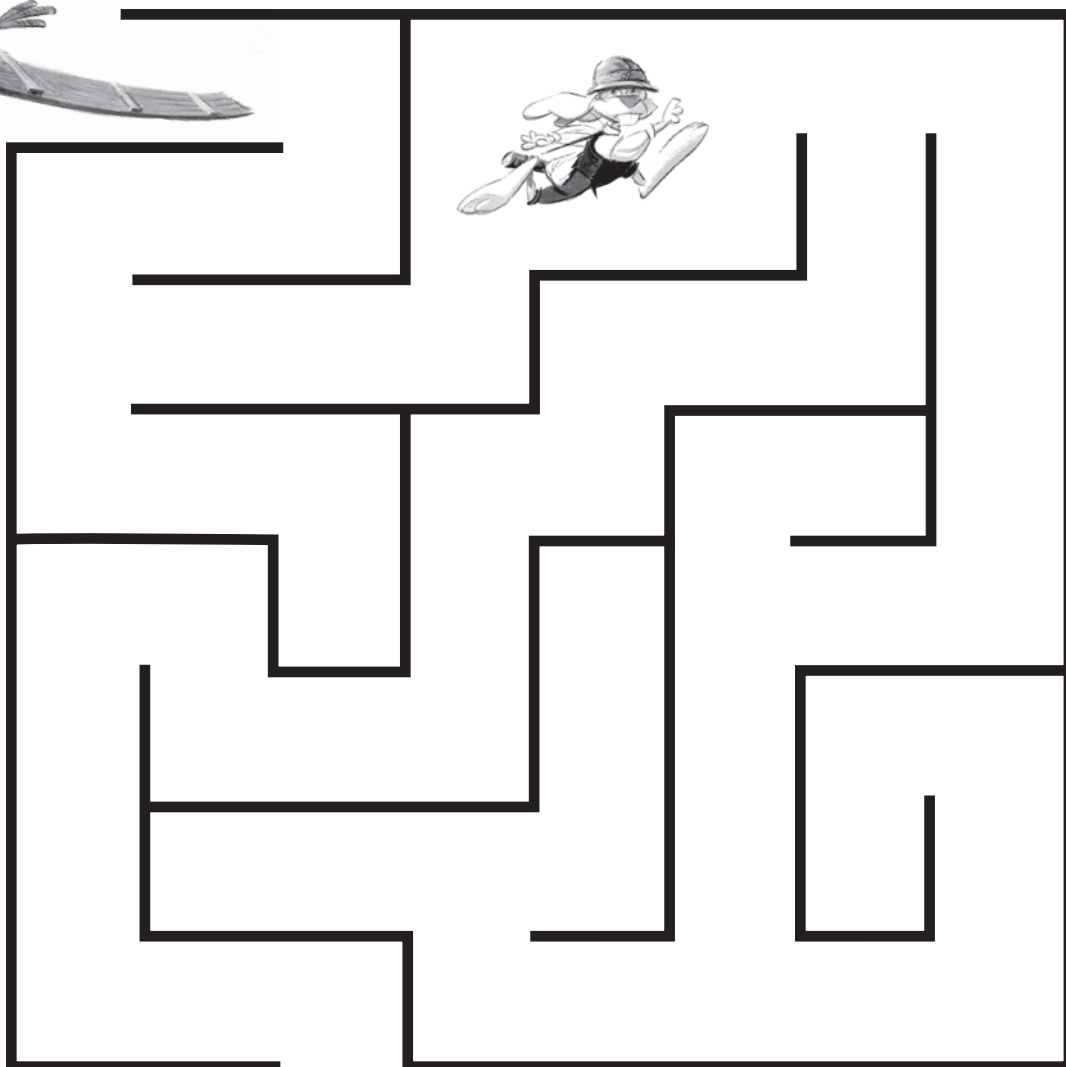
Silly



Scared



Henry & the Crazy Chicken Pirates

Get Him! Bowk!




Henry & the Crazy Chicken Pirates

Henry's Hip-Hop



The Gingerbread Pirates

Captain Cookie and His Crew



The Gingerbread Pirates **Gingerbread Cookies**

- 4 ½ cups all-purpose flour
- 1 tablespoon ground cinnamon
- 2 teaspoons ground ginger
- ¼ teaspoon ground cloves
- 1 ¼ teaspoons baking soda
- ½ cup butter, softened
- ½ cup brown sugar
- 2 large eggs
- ¾ cup molasses



Sift the flour, cinnamon, ginger, cloves, and baking soda together. Set aside. In another bowl, cream the butter and brown sugar with a wooden spoon. Mix in the eggs and molasses. Slowly add the flour mixture to the molasses mixture, combining until smooth. The dough should be stiff. Divide the dough in half, roll into two balls, cover with plastic wrap, and refrigerate for 2 hours.

Preheat oven to 350°. Dust a large wooden cutting board with flour, and roll out pieces of dough. Cut with gingerbread men cookie cutters. Use a spatula to transfer them to a greased cookie sheet. Bake for 8 to 10 minutes or until light brown. Cool on wire racks. Once the cookies have cooled, invite kids to decorate them with frosting and candy.

Help Your Child Get Ready to Read

Narrative Skills

Tell stories together, encourage pretend play, and let your child be a storyteller.

Letter Knowledge

Help your child identify the first letter in his or her name and find it in books, on street signs, and on package labels.

Print Awareness

Help your child discover how to hold a book and turn the pages.

Vocabulary

Teach your child the specific names for things, such as vegetables in the grocery store.

Print Motivation

Find books that speak to your child's interests, and share them often.

Phonological Awareness

Sing songs, play games, and share rhymes to help your child play with the smaller sounds in words.

Copyright © 2003 by Multnomah County Library (Oregon)

