

Teachers' Study Guide

GUESS HOW MUCH I LOVE YOU™


I Love My Little Storybook

Dear Teachers,

The world of the theater is an amazing place, where stories, music, color, lights, movement, and the imagination come together. The Mermaid Theatre of Nova Scotia has adapted two award-winning storybooks — *Guess How Much I Love You* by Sam McBratney and Anita Jeram, and *I Love My Little Storybook* by Anita Jeram — into a theatrical production that is sure to be an inspirational springboard for classroom activities that celebrate creativity, storytelling, and the love of reading.

In this study guide you will find activity sheets that are easily reproducible, as well as suggestions for other in-class activities that will enrich and expand upon the experience of reading the books and seeing the live production of the play.

Here's hoping that seeing the play and sharing the books are experiences you and your class will enjoy and remember — all the way to the moon and back!



Guess How Much I Love You © 1994 by Sam McBratney and Anita Jeram
I Love My Little Storybook © 2002 by Anita Jeram
Books published by Candlewick Press, Cambridge, MA 02140

GUESS HOW MUCH I LOVE YOU™

“Guess how much I love you,” Little Nutbrown Hare asks Big Nutbrown Hare. Little Nutbrown Hare shows his daddy how much he loves him: as wide as he can reach and as high as he can hop. But Big Nutbrown Hare, who can reach farther and hop higher, loves him back even more. So Little Nutbrown Hare loves his daddy right up to the moon — what could be bigger than that? Just one thing, and Big Nutbrown Hare knows what it is. . . .

It’s easy to see why *Guess How Much I Love You* has been one of the world’s most beloved picture books for nearly ten years. With author Sam McBratney’s warm and witty text and Anita Jeram’s expressive watercolors, the story has found a way to measure the immeasurable bond between parent and child.

In the classroom, *Guess How Much I Love You* offers a wonderful opportunity for your students to use their imaginations to explore their feelings. This charming story also offers a unique introduction to the concept of guessing and estimating.




Guess How Much I Love You Reproducible Sheets

- ***Guess How Much I Love You* Coupons:** With the ten reproducible coupons, your students can promise hugs and kisses to someone they love. They can also fill in the blank coupons, offering to help around the house, make breakfast in bed, or perform any other special task. Students can color the coupons, cut them out, and give them to parents, siblings, friends, grandparents, or any special person in their lives.
- ***Guess How Much I Love You* Greeting Card:** Children adore creating their own cards to give to the ones they love. Give a sheet to each of your students, and then invite them to color in the cards, cut them out, and draw or write their very own special message inside.

This is a wonderful activity for Valentine’s Day, Mother’s Day, Father’s Day, Grandparents’ Day, or any day.


- **“I Love You As Much As . . .” Coloring Sheet:** Inspired by the image of Little Nutbrown Hare stretching out his arms, this coloring sheet will give your students an opportunity to express the unique dimensions of their own love for someone special in words and/or pictures.

- **Activity Sheets:** The activity sheets include a maze to reunite Little Nutbrown Hare with Big Nutbrown Hare and an exercise to match the hopping hares.




More *Guess How Much I Love You* Activity Ideas

- **Guess How Many, How Big, How Long:** With *Guess How Much I Love You* as an inspiration, engage the class in a series of estimation games: How many pennies are in the jar? How many steps from the front of the classroom to the back? How long is each child's arm? After the children make their guesses, find out the actual answers. How far off were you?



- **How Far?** In the story, Little Nutbrown Hare and Big Nutbrown Hare express their love for each other in farther and farther distances. Ask your students to measure progressively farther distances—from one desk to another, from one side of the classroom to the other, from the classroom to the lunchroom, from one side of the playground to the other, from the school to each of your students' homes, from the school to the mall, and so on until you measure the distance from Earth to the moon . . . and back. For the longer distances, rulers, maps, and the Internet may be helpful.
- **Guessing to Know You:** In this activity, your students can play a guessing game to get to know each other better. Pair up your students and invite them to ask each other to guess things about themselves. For instance: Guess what my favorite TV show is. Guess how many brothers and sisters I have. Guess what kind of pet I have. Each student has three tries to guess the answer, after which his or her partner reveals the answer.



Guess How Much I Love You © 1994 by Sam McBratney and Anita Jeram
Published by Candlewick Press, Cambridge, MA 02140 • www.candlewick.com

I Love My Little Storybook

Anita Jeram's *I Love My Little Storybook* ushers children into the magical world of reading. An eager little bunny lies on the grass, opens his storybook, and within moments enters a world of enchanted forests, gentle lions, stomping giants, and sleeping princesses. It's just a glimpse of the many adventures children can discover in books.

In the classroom, *I Love My Little Storybook* is a wonderful starting point for a variety of storytelling and imagination activities. Here are some ideas that you can use with your class after reading the story together and seeing the play.

Activity Ideas

- **Share Your Favorite Storybook:**

The little bunny who narrates this story truly loves everything about his storybook — from the way it feels when he opens the pages to the magical world he enters inside it. Invite each of your students to bring in from the library or from home their own favorite storybook. Then ask them to share with the class the reasons why they love the book.

- **Draw the Giant:** One of the characters the bunny meets inside his little storybook is a giant who tromps around the magic forest with humongous feet. His feet are so humongous, they're all we see of him. Your students can use their imaginations to draw what they think the rest of the giant looks like.




- **Who Would You Like to Meet in a Storybook?** In *I Love My Little Storybook*, the narrator travels to a magic forest inside his little storybook. There he meets a friendly lion, a princess, and a giant. Ask your students whom they would like to meet in the pages of a storybook. It could be anyone — a real person, a favorite cartoon character, someone from history, a Martian. Encourage your students to stretch their imaginations. Then ask them to write a story about what that meeting might be like.

- **Our Storybook Journeys:** Ask children to think about all the stories you shared so far in class this year. Then help them recall the many places they have journeyed together in storybooks. Let students share their memories aloud. If any of the storybook places are real



places, ask students to find them on a map. You can also hang up a map in the classroom and, with colored pins, mark off the many places you and your class have traveled in stories. If any of the places are make-believe, ask students to use their imaginations to create their own maps or pictures of those places.



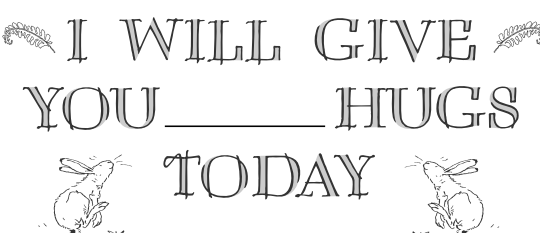
- **Pull a Story out of a Hat:** On small pieces of paper, write the names of the characters from *I Love My Little Storybook*: the friendly lion, the frog prince, the princess, the giant, the little bunny, the fairies, or any other favorites. Place the names in a hat or basket, and ask each child to pull out a name. Then ask students to write a story about the character they pulled out of the hat. Or ask children to write a story about their favorite character in the book or play.
- **Story Starters:** The previous activity can work well with story starters, too. Instead of writing characters' names on slips of paper, write a variety of opening lines based on illustrations in the book. For instance: "Once upon a time, a little bunny dove under the water to tell the fishes something very important." Ask your students to use the opening line they pick out of the basket or hat to start a story.
- **Make Your Own Book:** One of the things the little bunny loves about his little storybook is how it feels to hold the book in his hands and to flip the pages—in short, the physical attributes of the book itself. Help your class create their very own storybooks. Staple or sew pages together to create booklets, and then invite your students to write and illustrate their own stories. Encourage them to create book covers, title pages, and a dedication. And don't forget about the book description on the back cover.
 - **Create a Journey Together:** Write a class story about a magical place that you can reach only in the pages of your story. What would it be like? Would it be a forest, or a magical city, or a place in outer space? Who would live there? What would they look like? And what would happen to them?



I Love My Little Storybook © 2002 by Anita Jeram
Published by Candlewick Press, Cambridge, MA 02140
www.candlewick.com

Loaded with Love

Color and cut out these coupons. Then give them to someone you love.

<p>GUESS HOW MUCH I LOVE YOU™</p> <p>I WILL GIVE YOU _____ HUGS TODAY</p> 	<p>GUESS HOW MUCH I LOVE YOU™</p> <p>I WILL GIVE YOU _____ KISSES TODAY</p> 
<p>GUESS HOW MUCH I LOVE YOU™</p> 	<p>GUESS HOW MUCH I LOVE YOU™</p> 
<p>GUESS HOW MUCH I LOVE YOU™</p> 	<p>GUESS HOW MUCH I LOVE YOU™</p> 
<p>GUESS HOW MUCH I LOVE YOU™</p> 	<p>GUESS HOW MUCH I LOVE YOU™</p> 
<p>GUESS HOW MUCH I LOVE YOU™</p> <p>I WILL GIVE YOU _____ HUGS TODAY</p> 	<p>GUESS HOW MUCH I LOVE YOU™</p> <p>I WILL GIVE YOU _____ KISSES TODAY</p> 

Based on the book GUESS HOW MUCH I LOVE YOU™. Text copyright © 1994 by Sam McBratney.
Illustrations copyright © 1994 by Anita Jeram. Permission granted to reproduce for promotional use only. Not for resale.


Copyright © 2008 Candlewick Press. Reproduced by permission of the publisher, Candlewick Press, Inc., Somerville, MA.

Make your own greeting card

Color, fold along the dotted line, and write a message for someone you love.

Based on the book GUESS HOW MUCH I LOVE YOU™. Text copyright © 1994 by Sam McBratney. Illustrations copyright © 1994 by Anita Jeram. Permission granted to reproduce for promotional use only. Not for resale.


www.candlewick.com



GUESS HOW MUCH
I LOVE YOU™

Coloring/Activity Sheet


“I love you as much as . . .”



Based on the book GUESS HOW MUCH I LOVE YOU™.
Text copyright © 1994 by Sam McBratney. Illustrations copyright © 1994 by Anita Jeram.
Permission granted to reproduce for promotional use only. Not for resale.

Maze

Help Little Nutbrown Hare find Big Nutbrown Hare.




Based on the book GUESS HOW MUCH I LOVE YOU™.
Text copyright © 1994 by Sam McBratney. Illustrations copyright © 1994 by Anita Jeram.
Permission granted to reproduce for promotional use only. Not for resale.


Matching Game

Draw a line from Little Nutbrown Hare in column 1 to the matching image in column 2.

column 1



column 2



Based on the book GUESS HOW MUCH I LOVE YOU™. Text copyright © 1994 by Sam McBratney.
Illustrations copyright © 1994 by Anita Jeram. Permission granted to reproduce for promotional use only. Not for resale.

