

★ Books about Stanley Birdbaum ★

In *Star of the Week*, Stanley Birdbaum from *Crazy Hair Day* returns with more school day challenges—and once again prevails with a little help from his friends.

Crazy Hair Day

In a cheering tale of kindness and friendship, Stanley's worst day ever takes a surprising turn when his classmates come to his rescue with a creative show of solidarity.


Star of the Week

Stanley is thrilled to be Star of the Week, until everything goes wrong—no one likes his favorite food, his favorite toy is on the fritz, and sharing his favorite thing to do is too scary. But when he gets a little encouragement from a good friend, he discovers that being Star of the Week is fun after all!



About the Author


In addition to *Star of the Week* and *Crazy Hair Day*, Barney Saltzberg is the author-illustrator of *Cornelius P. Mud*, *Are You Ready for Bed?*, *I Love Cats*, *I Love Dogs*, and many other books for children. Barney Saltzberg lives in Los Angeles with his wife and two children.



www.candlewick.com



Activities



In the Classroom


Read both *Crazy Hair Day* and *Star of the Week* aloud to the class. Note that both books explore Stanley's life as a student and how sometimes things don't go as expected.

Stanley's Adventures

Discuss how the author, Barney Saltzberg, might get many of his ideas for Stanley from his own experiences with his children. Point out that in both books, Stanley has to overcome obstacles. Ask students to share a few uncomfortable moments they have had in school and what they did or what would have made these experiences better. Using the reproducible chart below, have students make suggestions of additional trials Stanley could have in school. When the chart is complete, have students use their ideas to write a letter to Barney Saltzberg suggesting possible situations for future Stanley books.

Name _____

Things that could happen to Stanley	Things that would make Stanley feel better



Author/Illustrator

Define the terms "author" and "illustrator." Discuss the fact that Barney Saltzberg is both an author and an illustrator. Ask students to write their own stories and then create the illustrations. Ask students to share their work with the class.


Be a Star of the Week!

Have students pretend that they, like Stanley, have been chosen to be "Star of the Week" and fill out the form below.



Name _____

★ ★ I am Star of the Week! ★ ★



Draw a picture of yourself.

My favorite food is _____ .

My favorite toy is _____ .



My favorite thing to do is _____ .

My favorite _____ **is**

_____ .

Squiggly Drawings

Stanley's favorite thing to do is draw, and his specialty is squiggly drawings. Have students make their own squiggly drawings and share them with the class. Then, using the squiggles from the book, see what different drawings the class can come up with.



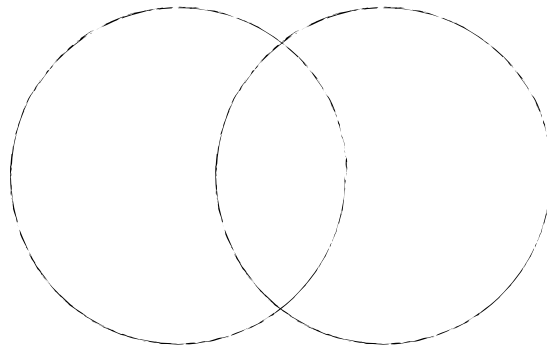
Compare and Contrast

Draw a Venn diagram, as shown below, on the board and ask students to think about how *Crazy Hair Day* and *Star of the Week* are similar. Write down these thoughts in the middle, where the two circles overlap. Ask students how the two books are different, writing their ideas in the left side of the circle for *Crazy Hair Day*, and in the right side of the circle for *Star of the Week*.

Distribute Venn diagrams to students so they can compare and contrast the books further.



Crazy Hair Day



Star of the Week

Take a Poll!

Take a poll on students' favorite Stanley book. Give each student a small piece of paper (see reproducible sample below) or Post-it note and have each one draw a picture of the best part of his or her chosen Stanley book. Create a grid on the board or on chart paper, and have students post their drawings on it to create a bar graph, as shown. Analyze the graph by asking questions such as which book the class liked the most, how many more students liked *Crazy Hair Day* than *Star of the Week*, and what students' favorite parts or scenes in each book were.

Name _____

