

Putting Together *Harriet Tubman*


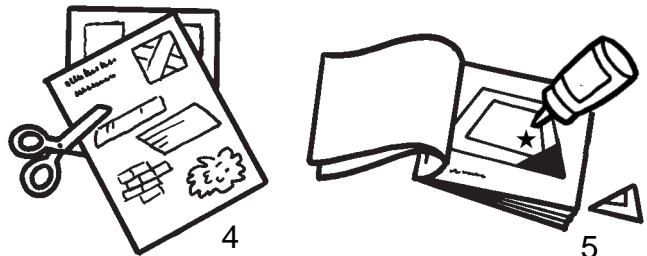


Materials

For each student you will need:

- copies of each sheet of text
- copies of the flaps
- scissors
- glue
- stapler
- markers or crayons

Assembly Directions for the *Harriet Tubman* Lift-tab Book


1. Color the pages.
2. Cut out the pages and put them in numerical order.
3. Staple the pages together on the left side.
4. Cut out the tabs.
5. Place a dot of glue on each star. Attach the appropriate tab.
6. Color the tabs to match the rest of the picture on the page.
7. Share the book with a friend.



HARRIET TUBMAN




Harriet Tubman, I've been told;
'bout your Underground Railroad.
When my friends were scared and cried,
You helped them find a place to hide:



Under the floors,

2



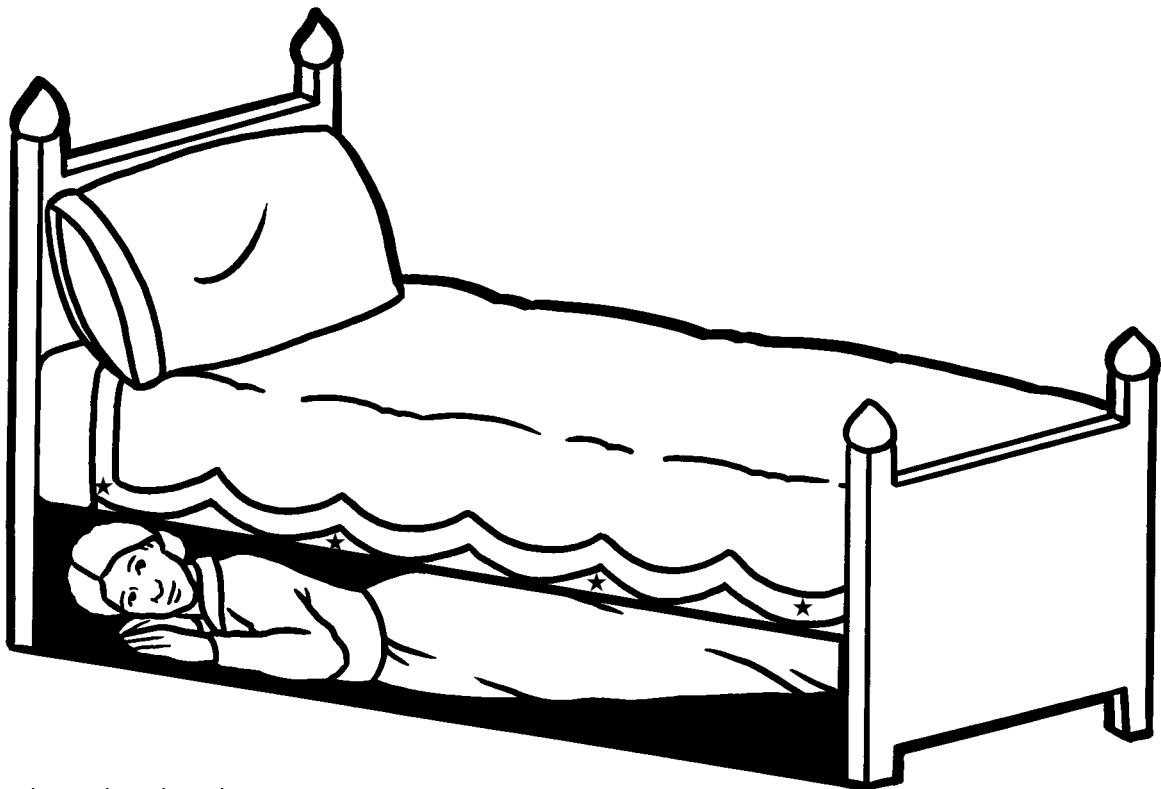
Behind the doors,

3



Out in the shed

4




Under the bed.

5




Hidden in leaves

6




Under the eaves

7



Behind the wall

8





Or plant in the hall

9

Harriet Tubman, please take me.
If I board I'll soon be free.
Headed North as slaves have strode
on your Underground Railroad!

Lift-tabs for *Harriet Tubman*

Page 3



Page 2

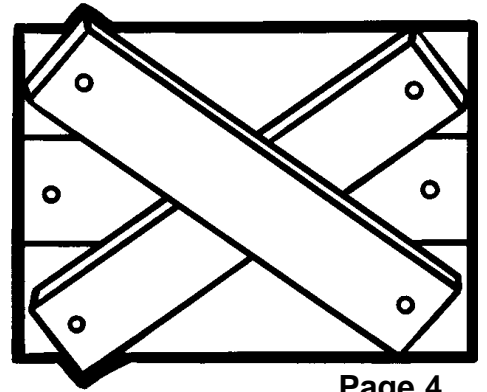



Page 6

Harriet Tubman



Lift-tabs for *Harriet Tubman*

Page 5




Page 4

Page 8



Page 7



Page 9