



JULIUS ZEBRA

RUMBLE WITH THE ROMANS!

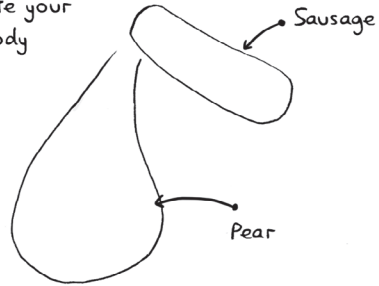
How To DRAW...

JULIUS ZEBRA

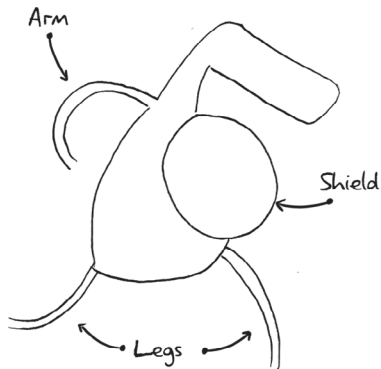


Don't forget to make me handsome!

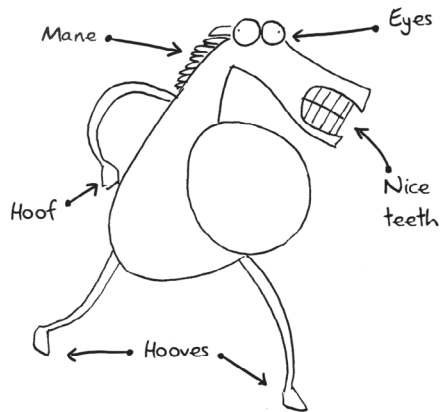
1. Create your basic body shapes.



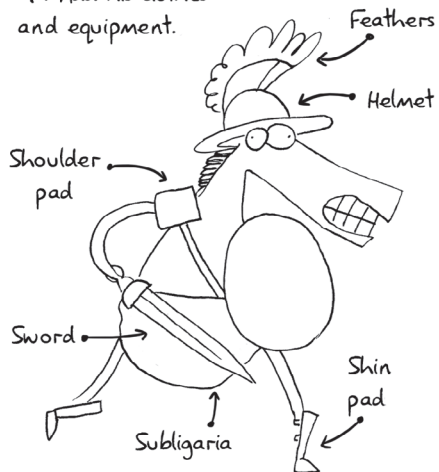
2. Add limbs and a shield.



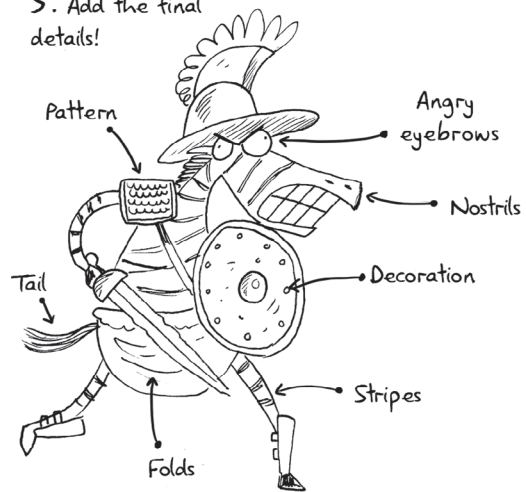
3. Stick on more body parts.



4. Add his clothes and equipment.



5. Add the final details!



Illustrations © 2015 by Gary Northfield





JULIUS ZEBRA

RUMBLE WITH THE ROMANS!

Spot the Differences

Can you spot five differences in the second picture?



Answers: 1. Milus's trident has 5 spikes. 2. Rufus's helmet is missing its wings. 3. Julius is missing a tooth. 4. Julius has lost his belt buckle. 5. Lucia's shield has lost its bolts.

Illustrations © 2015 by Gary Northfield



CANDLEWICK PRESS
www.candlewick.com



JULIUS ZEBRA

RUMBLE WITH THE ROMANS!

The Maze

Help Julius find his way to victory at the Colosseum!



Illustrations © 2015 by Gary Northfield



CANDLEWICK PRESS
www.candlewick.com